

For APP:

Step 1:

Download the Sport Ireland Campus App from the Google Or Apple App Store


Google App Store:

https://play.google.com/store/apps/details?id=com.innovatise.sportirecampus&hl=en_IE&gl=US

Apple App Store:

<https://apps.apple.com/gb/app/sport-ireland-campus/id1501795266?uo=4>

Step 2: Select the “AI NIA Membership Tile” on the App Dashboard



Step 3: Click “Convert Membership” on the Landing page

(NIATC) Policies and Rules

1. Entry to the NIATC is permitted at the time of the booking slot. Warm-up on track or surrounding areas is only permitted during the time of the booking slot and once the previous booking has been cleared.
2. Only appropriate indoor footwear will be permissible (i.e. no cross-country spikes or over 4mm allowed). Spikes must not be worn in the changing rooms or general circulation areas of the NIA. Users may wear only runners/trainers or specific spikes/jumping/throwing shoes – no other footwear is permitted on the track.
3. Under-18 athletes should be actively supervised by a coach and free play is not permitted on equipment.
4. All bookers agree to follow Sport Ireland Campus Admission policy, rules and terms and conditions as displayed on site



Step 3: Follow the Steps for changing membership as per the Below guidelines “For Web”

The screenshot shows the 'Account Login' page. At the top, the title 'Account Login' is displayed. Below it is a 'Login' section with two input fields: 'Email Address *' and 'Password *'. The 'Email Address *' field has a red error message below it: 'Please ensure you've provided a valid email address.' The 'Password *' field has a red error message below it: 'Please ensure you've entered the account password.' At the bottom of the login section, there are two buttons: a red 'Reset Password' button on the left and a blue 'Login' button on the right.

For Web:

Step 1:

Visit Legend Online Services Via the following link:

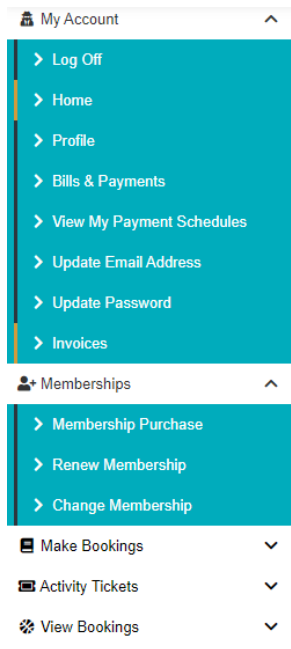
<https://sic.legendonlineservices.co.uk/enterprise/account/login>

Step 2:

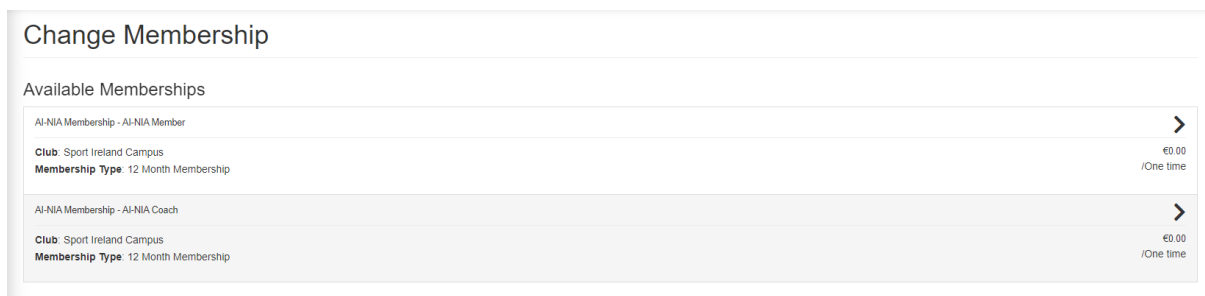
Login to your account:

This screenshot is identical to the one above, showing the 'Account Login' page with error messages for the email address and password fields, and the 'Reset Password' and 'Login' buttons.

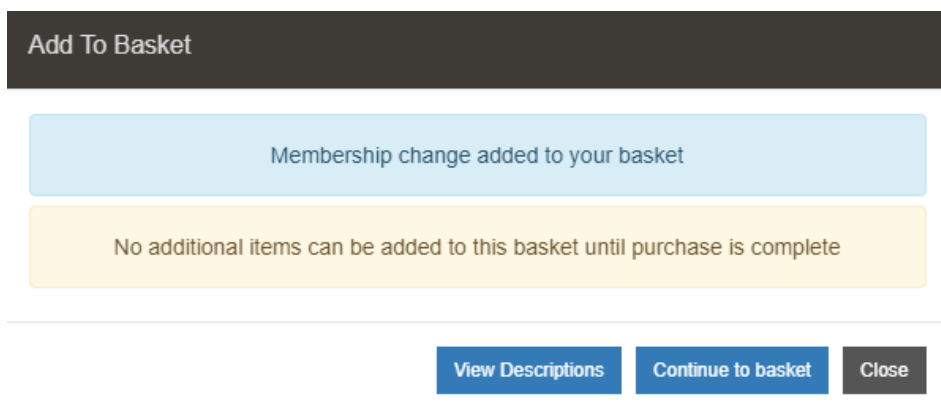
Step 3: Once you have logged into your account Select “Change Membership” on the Drop down menu on the side



Step 4: You will then be provided with the option to Select either and “AI-NIA Member” (athlete) or “AI-NIA Coach” Membership




Step 5: Click “Add to basket” Followed by “Continue to Basket”



Step 6: Click Continue

Shopping Basket

[Basket Summary](#) [Payment Options](#) [Payment Summary](#) [Payment](#) [Confirmation](#)

| | | |
|-----------------------|---|---|
| Change Membership | |  |
| New Membership | AI-NIA Membership - AI-NIA Member Sport Ireland Campus | |
| Price | €0.00 | |

| | |
|------------------------------|--------------|
| Subtotal before tax | €0.00 |
| Total to pay | €0.00 |
| Total to pay now | €0.00 |
| Continue | |
| Book Another | |

Step 7: Agree to terms and Conditions and your transfer should be complete

Shopping Basket

[Basket Summary](#) [Payment Options](#) [Payment Summary](#) [Payment](#) [Confirmation](#)

I accept the terms & conditions *

[View Terms & Conditions](#)

| | |
|------------------------------|--------------|
| Subtotal before tax | €0.00 |
| Total to pay | €0.00 |
| Total to pay now | €0.00 |
| Continue | |
| Previous | |
| Book Another | |